




6406P  
Ask for Powered upgrade pricing



7306S1-SYS  
Add a second Scissor Deck & a bridge plank for inline or wrap around System



7306S



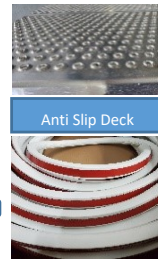
7306S




7206P1-SYS



7306S2



Anti Slip Deck




Deck Padding



Ladder handrail available



Tool Tray



Folds down for transport or storage



Double Locking

## Scissor Deck 7000 series Height Adjustable Work Platforms - Product List page 3

20", 30" or 40" wide Connectable Anti Slip Deck Platforms

Apr. 5, 2023

Heavy springs lift assist or Powered Lift by drill driver. 6" - 880 lb rated double locking castors; 8" or 10" pneumatic avail. 500 lb rated decks - 3 to 1 safety factor. Safety compliant with OSHA, ANSI & CSA regulations. Removable handrails. Heavy Duty 6061 Aluminum, Flip up removable type 1 (250 lbs rated) ladder. Type 1a (300 lbs) or 1aa (375 lbs) extra. Deck surfaces are fabricated from perforated dimple anti slip deck channel. Kickboards available.

Product Code	Deck Max Height	Deck Min Height	Deck Width	Deck Length	* Safety Gates (2)	Platform Weight	Height Positions	Deck Support Stanchions	Lift Assist	Sell Price
--------------	-----------------	-----------------	------------	-------------	--------------------	-----------------	------------------	-------------------------	-------------	------------

### Scissor Deck 7000 series - Fully Enclosed Handrail System (2 side rails): **Either Deck End Entry**

7206S 7206P	82"	55"	20"	6'	top / mid rails	115	10 16	2 - center of sides	Heavy Springs <b>Powered</b>	Please call
7306S 7306P	82"	55"	30"	6'	* for 3 rail add \$110		10 16	4 - corners	Heavy Springs <b>Powered</b>	604-230-2704
7406S 7406P	82"	55"	40"	6'	top / mid & lower rails		10 16	Optional - not included	Heavy Springs <b>Powered</b>	For Pricing

### Scissor Deck 7000 series - 3 way Handrail System (1 partial side, 1 end rail, 2 gates) : **Deck End & Side Entry**

7206S2 7206P2	82"	55"	20"	6'	top / mid rails	115	10 16	2 - center	Heavy Springs <b>Powered</b>	
7306S2 7306P2	82"	55"	30"	6'	* for 3 rail add \$110		10 16	4 - corners	Heavy Springs <b>Powered</b>	
7406S2 7406P2	82"	55"	40"	6'	top / mid & lower rails		10 16	Optional - not included	Heavy Springs <b>Powered</b>	

### Scissor Deck 7000 series - 3 way Handrail System (1 side rail, 2 gates): **Either Deck End Entry**

7206S1 7206P1	82"	55"	20"	6'	top / mid rails	115	10 16	2 - center	Heavy Springs <b>Powered</b>	
7306S1 7306P1	82"	55"	30"	6'	* for 3 rail add \$110		10 16	4 - corners	Heavy Springs <b>Powered</b>	

**Tool Tray** 18" x 8" x 2" aluminum with rubber pad, top rail mount, mid rail support:

**TT 188**

**Outrigger Legs (4):** Increase height by 24" & footprint width by 40"

**OL4**

**Leg End Tube Supports (4):** Upper level support for when outrigger legs are used on lower level surfaces

**LETS4**

\* **Safety Gates - Powder Coated Orange** - per pair are available in 2 rail or 3 (bottom) rail